

How to print McGraw Hill

1. Follow the directions for accessing classlink first




2. Sign in.


3. Click on McGraw-Hill



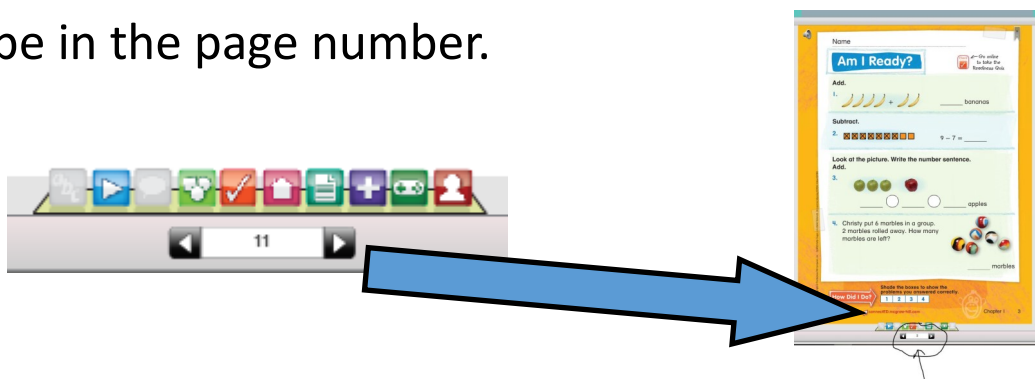
4. Click on the Textbook for your student. (It may be a different color).



5. Click on ebook




6. Type in the page number.



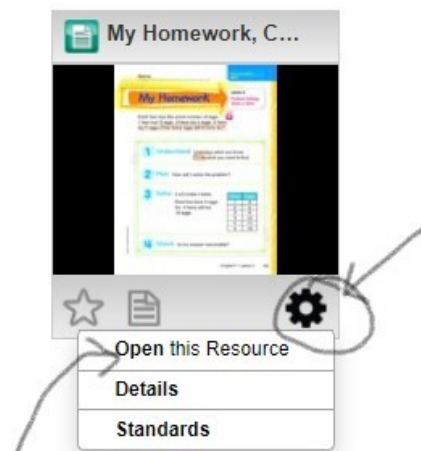
How to print McGraw Hill Homework



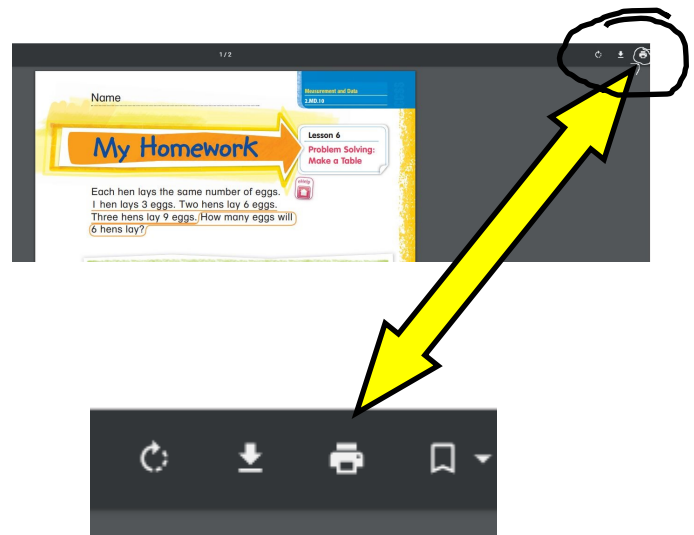
7. Click on the **WORKSHEETS** icon at the bottom of the page.



8. Click on the tools wheel and **OPEN THIS RESOURCE**.



9. This will open up the actual worksheet where you can print or download a copy.



*Only **HOMEWORK** can be downloaded/printed.